

DH-2 RIGGING GUIDE BY T.L. WEST 2009~WWW.ZOYSGIG.COM

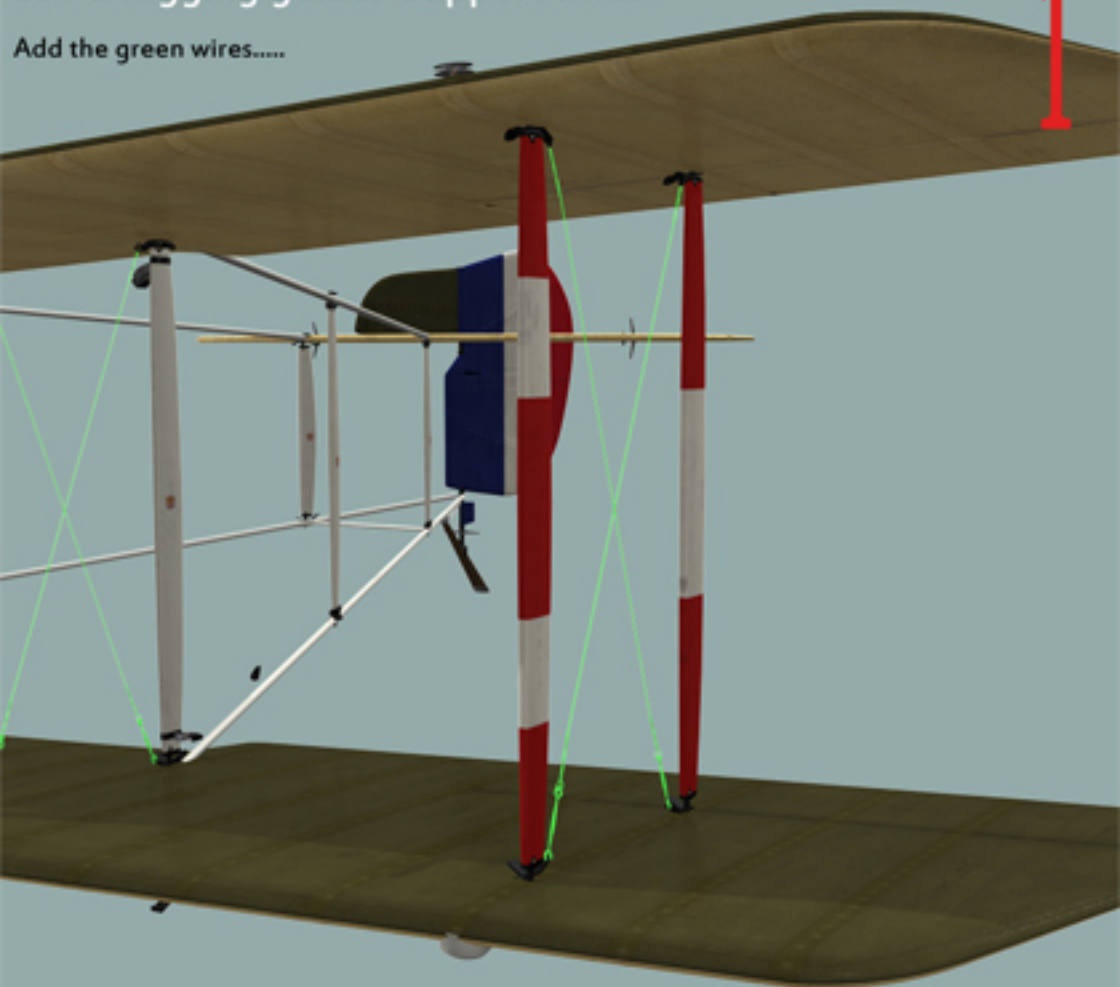


GOOD LUCK!!

DH-2 RIGGING GUIDE BY T.L. WEST 2009~WWW.ZOYSGIG.COM

# DH-2 Rigging guide: Support wires

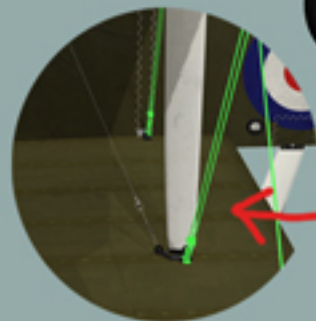

Add the green wires.....



# DH-2 Rigging guide: Support wires

Add the green wires.....

# 2

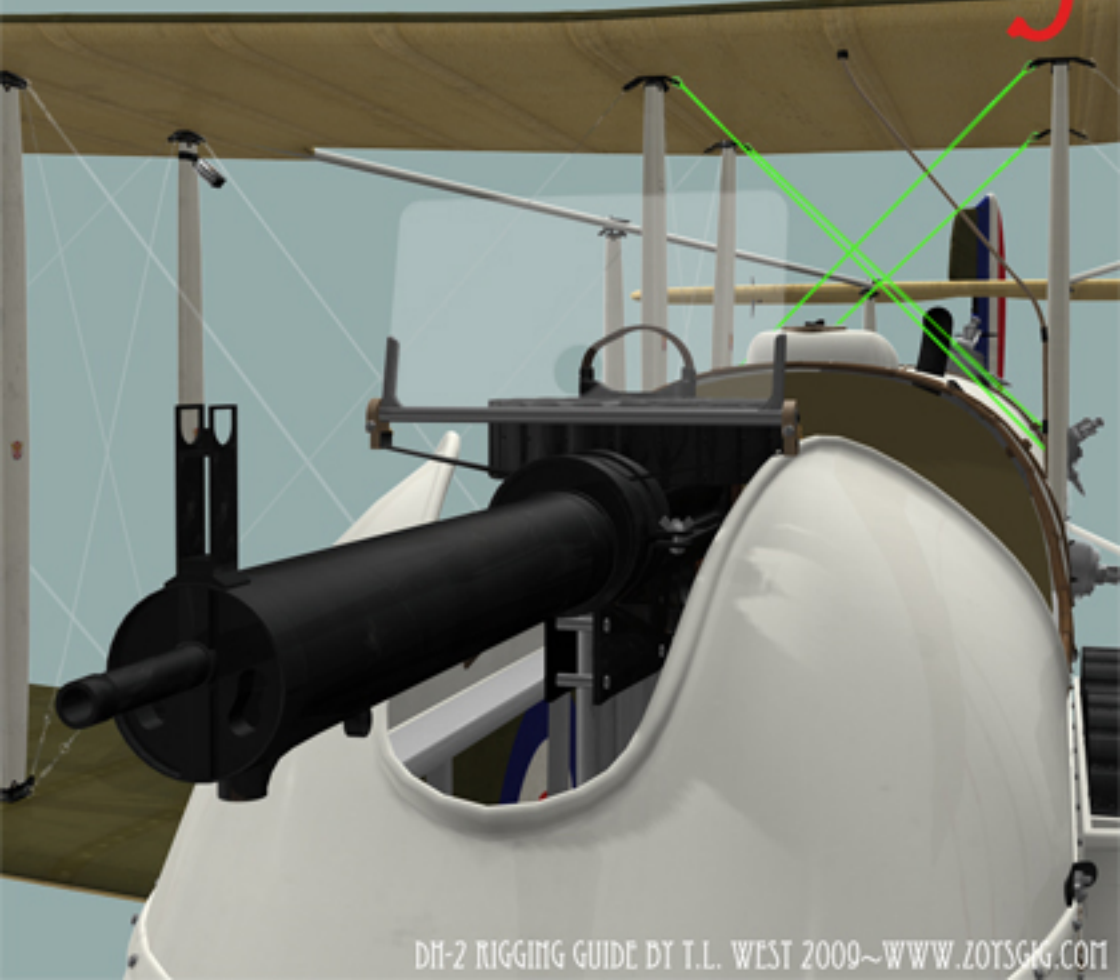


Note the double wires....shaded in red above.....and repeats on the other side of the plane.

## DH-2 Rigging guide: Support wires

Add the green wires.....

3



# DH-2 Rigging guide: Support wires

Add the green wires.....


...AND SO FAR



# DH-2 Rigging guide: Support wires

Add the green wires.....

4



# DH-2 Rigging guide: Support wires

Add the green wires.....

...AND AGAIN



## DH-2 Rigging guide: Support wires

Add the green wires.....

5






# DH-2 Rigging guide: Support wires

Add the green wires.....

6



# DH-2 Rigging guide: Support wires

Add the green wires.....




..AND ALL TOGETHER NOW

# DH-2 Rigging guide: Support wires

Add the green wires.....


7



# DH-2 Rigging guide: Support wires

Add the green wires.....

...AND AGAIN



# DH-2 Rigging guide: Support wires

Add the green wires.....



# DH-2 Rigging guide: Support wires

Add the green wires.....

9



# DH-2 Rigging guide: Support wires AND ALL TOGETHER NOW

Add the green wires.....



# DH-2 Rigging guide: Control wires

Add the green wires...




10



# DH-2 Rigging guide: Control wires

Add the green wires.....

...AND AGAIN




# DH-2 Rigging guide: Control wires

Add the green wires.....



...AND ALL TOGETHER NOW

DH-2 RIGGING GUIDE BY T.L. WEST 2009~[WWW.ZOYSGIG.COM](http://WWW.ZOYSGIG.COM)



support wires in green.....  
control wires in red.....

